




**A** Look, match, and write.

- a bottle of
- bottles of
- a bag of
- bags of
- a piece of
- pieces of
- a can of
- cans of

- 1 \_\_\_\_\_ water •
- 2 \_\_\_\_\_ cookies •
- 3 \_\_\_\_\_ pineapple •
- 4 \_\_\_\_\_ pizza •
- 5 \_\_\_\_\_ beans •
- 6 \_\_\_\_\_ cheese •
- 7 \_\_\_\_\_ juice •
- 8 \_\_\_\_\_ chips •



**B** Look, read, and check ✓ True or False.



- 1 She needs three pieces of pizza.
- 2 She needs a bag of chips.
- 3 She needs two bottles of water.
- 4 She needs a can of beans.
- 5 She needs a bottle of juice.

True	False
<input type="checkbox"/>	<input type="checkbox"/>
<input type="checkbox"/>	<input type="checkbox"/>
<input type="checkbox"/>	<input type="checkbox"/>
<input type="checkbox"/>	<input type="checkbox"/>
<input type="checkbox"/>	<input type="checkbox"/>

**C** Look, read, and circle.



- 1 How many bottles of juice / juices does he need?  
He needs two bottle / bottles of juice.
- 2 How many bags / cans of cookies does he need?  
He needs three bags of cookie / cookies .



- 3 How many can / cans of pineapple does she need?  
She needs one can of pineapple / pineapples .
- 4 How many pieces / bottles of cheese does she need?  
She needs three pieces of cheese / cheeses .

**D** Look and write.



- 1 How many \_\_\_\_\_ of \_\_\_\_\_ does she need?  
She needs one \_\_\_\_\_ .
- 2 How many \_\_\_\_\_ of \_\_\_\_\_ does he need?  
He needs three \_\_\_\_\_ .
- 3 How many \_\_\_\_\_ does she need?  
She needs \_\_\_\_\_ .
- 4 How many \_\_\_\_\_ does he need?  
\_\_\_\_\_ .

# Lesson 2 Learn More

## A Look and write.

a little a few a lot of

strawberries pudding lemonade cupcakes



1 a lot of  
strawberries



2 \_\_\_\_\_  
\_\_\_\_\_



3 \_\_\_\_\_  
\_\_\_\_\_



4 \_\_\_\_\_  
\_\_\_\_\_



5 \_\_\_\_\_  
\_\_\_\_\_



6 \_\_\_\_\_  
\_\_\_\_\_



7 \_\_\_\_\_  
\_\_\_\_\_




8 \_\_\_\_\_  
\_\_\_\_\_

## B Look, read, and check ✓ True or False.



- |                                    | True                     | False                    |
|------------------------------------|--------------------------|--------------------------|
| 1 There are a lot of strawberries. | <input type="checkbox"/> | <input type="checkbox"/> |
| 2 There are a few cupcakes.        | <input type="checkbox"/> | <input type="checkbox"/> |
| 3 There is a little lemonade.      | <input type="checkbox"/> | <input type="checkbox"/> |
| 4 There is a lot of cheese.        | <input type="checkbox"/> | <input type="checkbox"/> |
| 5 There is a little pudding.       | <input type="checkbox"/> | <input type="checkbox"/> |
| 6 There are a few eggs.            | <input type="checkbox"/> | <input type="checkbox"/> |

## C Look, read, and circle.



- 1 How many cupcakes is there? There are a lot of / a few cupcakes.
- 2 How much lemonade is there? There are a few / a little lemonade.
- 3 How much pudding is there? There are a lot of / a little pudding.
- 4 How many strawberries is there? There are a few / a little strawberries.

## D Look and write.

- 1 How \_\_\_\_\_ cupcakes are there?  
There are \_\_\_\_\_.
- 2 How \_\_\_\_\_ strawberries are there?  
There \_\_\_\_\_.
- 3 How \_\_\_\_\_ pudding is there?  
There \_\_\_\_\_.






**A** Read and fill in the blanks.

blueberry triangular tablespoon Spread almond half

**YUMMY ANIMAL TOAST!**

**FOX TOAST**

- 1 \_\_\_\_\_ a tablespoon of cream cheese on a slice of toast.
- 2 Spread a \_\_\_\_\_ tablespoon of chocolate spread on the toast in a \_\_\_\_\_ shape.
- 3 Cut a strawberry into slices. Then place two strawberry slices on the top of the toast to make ears.
- 4 Place two slices of banana and two blueberries for eyes. Lastly, place a \_\_\_\_\_ for a nose.



**OWL TOAST**







- 1 Spread a \_\_\_\_\_ of cream cheese on a slice of toast.
- 2 Place two slices of banana and two blueberries on the top of the toast for eyes.
- 3 Place an \_\_\_\_\_ under the eyes to make a beak.
- 4 Cut strawberries into halves. Then place strawberry slices under the beak for feathers.









**B** Read and write the ingredients for each toast.

blueberries slice a lot of half banana almond

**FOX TOAST**

- 1 a \_\_\_\_\_ of toast 
- 2 a tablespoon of cream cheese 
- 3 two strawberry slices 
- 4 a \_\_\_\_\_ tablespoon of chocolate spread 
- 5 three \_\_\_\_\_ 
- 6 two slices of banana 

**OWL TOAST**

- 1 a slice of toast 
- 2 a tablespoon of cream cheese 
- 3 two slices of \_\_\_\_\_ 
- 4 two blueberries 
- 5 an \_\_\_\_\_ 
- 6 \_\_\_\_\_ strawberry slices 

**C** Read and number in order. Then match.

**HOW TO MAKE OWL TOAST**

- Place two slices of banana and two blueberries on the top of the toast for eyes.
- Cut strawberries into halves and place them under the beak for feathers.
- Spread a tablespoon of cream cheese on a slice of toast.
- Place an almond under the eyes to make a beak.

